

Central Virginia Regional Rescue
Statement of Activity
January - March, 2023

MAIN PROGRAM

4000 Program Income		50.00
4001 Dog Adoptions		6,821.66
4002 Cat Adoptions		1,906.54
4004 Respite Care Expenses Repayment		0.00
4004a C care repayment		258.00
Total 4004 Respite Care Expenses Repayment	\$	258.00
4005 Donations at adoption		20.00
Total 4000 Program Income	\$	9,056.20
Cost of Goods Sold		
1100 Program Expenses		0.00
1101 Food		0.00
1101a Dog Food		221.95
1101b Cat Food		873.53
Total 1101 Food	\$	1,095.48
1102 Litter		325.23
1103 Typical Vet/Supplies		2,100.70
1103a Dog General Vetting		6,031.51
1103b Cat Vetting		7,565.94
Total 1103 Typical Vet/Supplies	\$	15,698.15
1104 Major Vetting		356.50
1104a Major Vetting Dog		632.76
Total 1104 Major Vetting	\$	989.26
1105 Microchips		399.00
1106 Misc Program Expense		567.26
1106a Misc DOG		144.48
1106b Misc Program Expense CAT		38.40
Total 1106 Misc Program Expense	\$	750.14
1108 Mileage Reimbursement		543.74
Total Foster Program Expenses	\$	19,801.00
1400 Community outreach		936.20
TOTAL PROGRAM	\$	(11,681.00)

TNR

TNR In		40.00
TNR Auctions		1,295.90
TNR Colony Sponsor		40.00
TNR Donations		1,581.01
Total TNR Income	\$	2,956.91
TNR Exp		284.40
Supplies & Materials - COGS		73.99
TNR Food		135.94
TNR Vetting		7,516.03
Total TNR Exp	\$	8,010.36
TOTAL TNR	\$	(5,053.45)

EVENTS

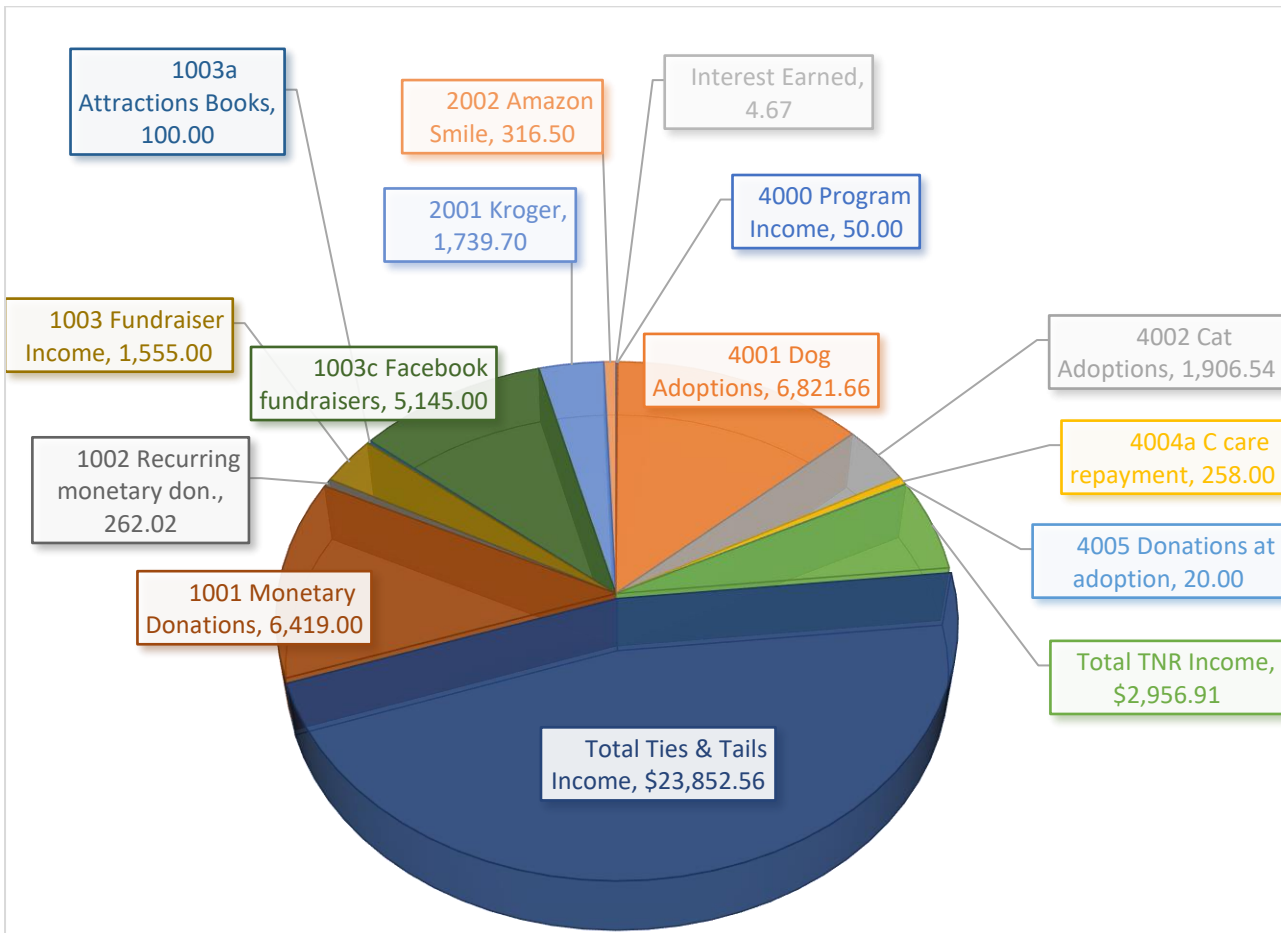
3000 Event Specific Income		0.00
3001 Ties & Tails		0.00
3001a Sponsorship		5,500.00
3001b Raffle Sales		182.36
3001c Food/Drink		142.00
3001d Auction Realized Income		8,872.37
3001e T&T Ticket Sales		9,155.83
Total Ties & Tails Income	\$	23,852.56
6000 Special Events		0.00
6001 Ties & Tails		0.00
6001a Advertising & Printing		265.14
6001b Facility/Equip Rental		1,484.65
6001c Professional Services		425.00
6001d Decorations		583.02
6001e General Supplies		11.32
6001f Catering		7,557.81
6001g Refunds		721.38
6001h Alcohol		803.16
Total Ties & Tails Expenses	\$	11,851.48
TOTAL TIES & TAILS	\$	12,001.08
6003 RescueFest Expense		0.00
6003a Advertising & Printing		150.00
Total RescueFest Expense	\$	150.00
TOTAL EVENTS TO-DATE	\$	11,851.08

GENERAL OPERATING INCOME AND EXPENSE

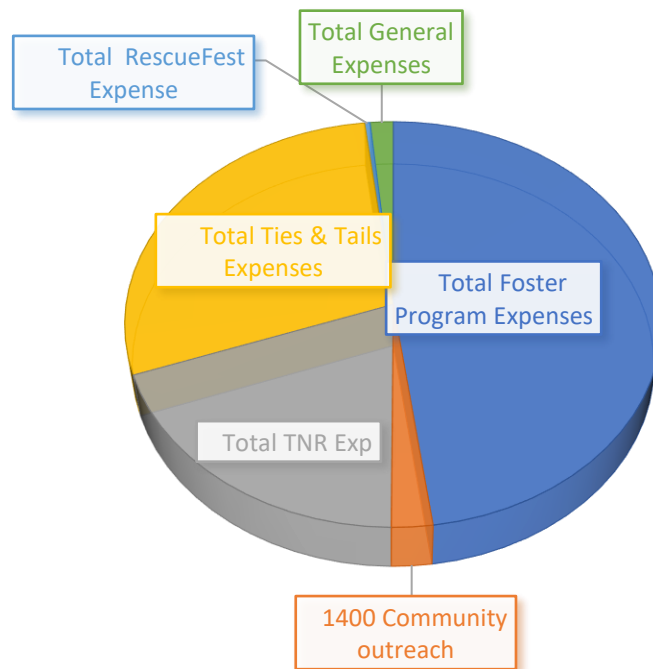
Revenue

1000 Direct Public Support		0.00
1001 Monetary Donations		6,419.00
1002 Recurring monetary don.		262.02
1003 Fundraiser Income		1,555.00
1003a Attractions Books		100.00
1003c Facebook fundraisers		5,145.00
Total 1003 Fundraiser Income		\$ 6,800.00
Total 1000 Direct Public Support		\$ 13,481.02
2000 Indirect public support		0.00
2001 Kroger		1,739.70
2002 Amazon Smile		316.50
Total 2000 Indirect public support		\$ 2,056.20
Other Revenue		
Interest Earned		4.67
Total Other Revenue		\$ 4.67
Total General Revenue		\$ 15,541.89
7000 Business Expenses		0.00
7003 Insurance		466.25
Total 7000 Business Expenses		\$ 466.25
8000 Operating expenses		0.00
8005 Software		551.15
8007 Professional Fees		60.00
Total 8000 Operating expenses		\$ 611.15
PayPal Fees		208.38
Sales Tax Paid		24.51
Total Expenditures		\$ 1,310.29
Other Expenditures		
RECEIPT MIA		-679.62
Total Operating Expenditures		-\$ 679.62
Total General Expenses		\$ 630.67
Total General Income & Expense		\$ 14,911.22

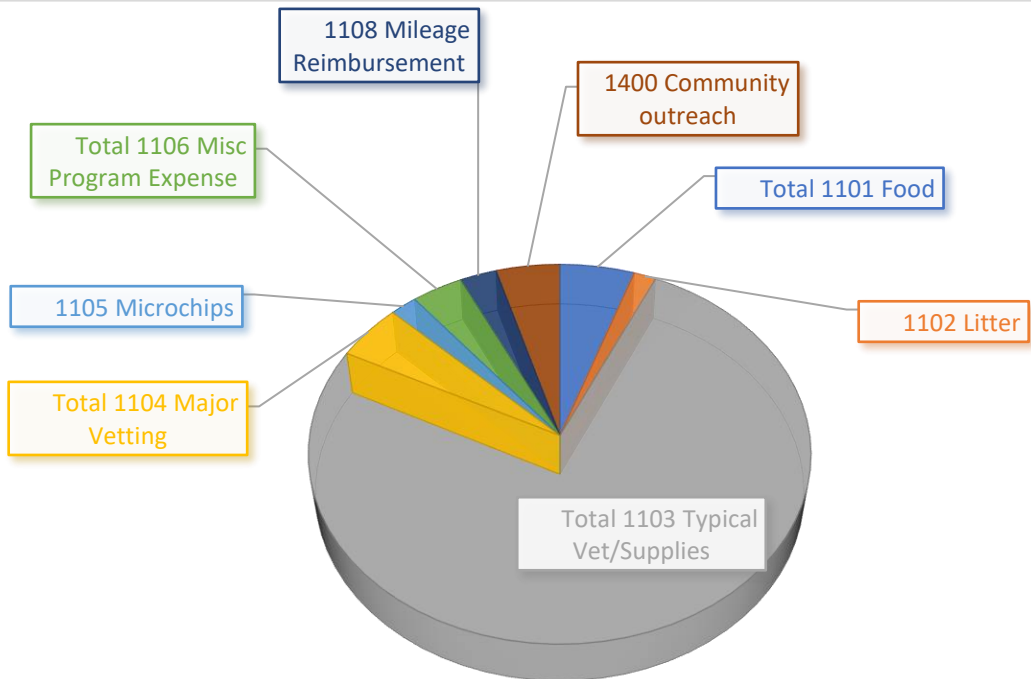
NET OPERATING REENUE 2023 Q1 \$ 10,027.85



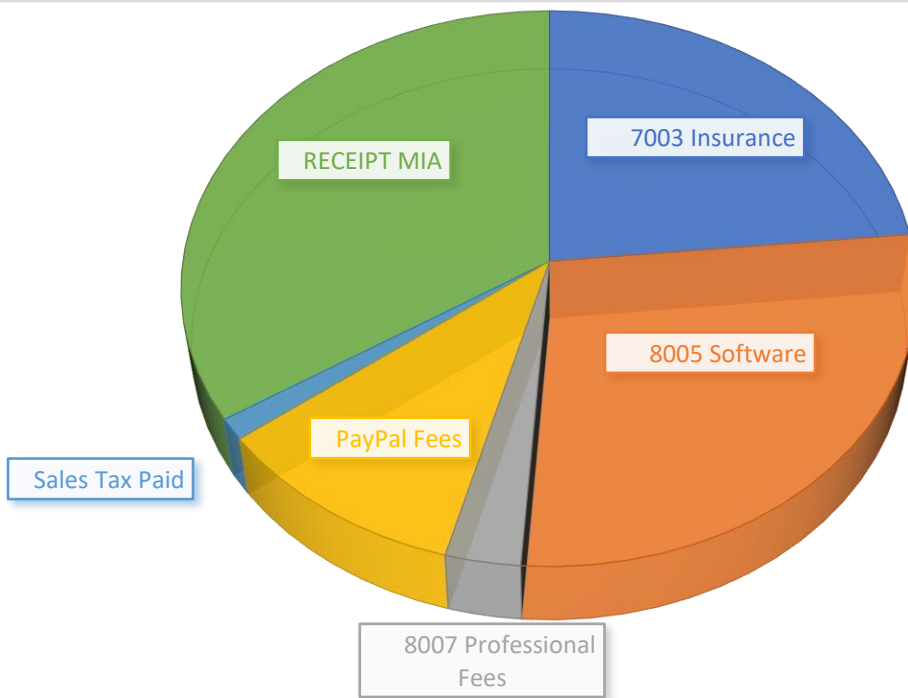
Q1 2023 INCOME SOURCES



Q1 2023 EXPENSES



Q1 2023 MAIN PROGRAM EXPENSES



Q1 2023 OPERATING EXPENSES