

**Central Virginia Regional Rescue**  
**Statement of Activity**  
 January - December 2021

	Total
<b>MAIN PROGRAM</b>	
4000 Program Income	50.00
4001 Dog Adoptions	24,011.06
4002 Cat Adoptions	9,154.02
4003 Refund	-180.00
4004 Respite Care Expenses Repayment	55.00
4004a C care repayment	1,035.00
<b>Total 4004 Respite Care Expenses Repayment</b>	<b>\$ 1,090.00</b>
4005 Donations at adoption	595.00
4006 Private Adoption Donations	1,175.00
<b>Total 4000 Program Income</b>	<b>\$ 35,895.08</b>
Refunds-Allowances	58.58
<b>TOTAL PROGRAM INCOME</b>	<b>35,953.66</b>
<b>Cost of Goods Sold</b>	
1100 Program Expenses	0.00
1101 Food	342.37
1101a Dog Food	1,184.10
1101b Cat Food	2,893.06
<b>Total 1101 Food</b>	<b>\$ 4,419.53</b>
1102 Litter	1,172.39
1103 Typical Vet/Supplies	10,530.73
1103a Dog General Vetting	15,710.33
1103b Cat Vetting	25,517.61
<b>Total 1103 Typical Vet/Supplies</b>	<b>\$ 51,758.67</b>
1104 Major Vetting	790.40
1104a Major Vetting Dog	1,217.71
1104b Major Vetting cat	3,737.66
<b>Total 1104 Major Vetting</b>	<b>\$ 5,745.77</b>
1105 Microchips	1,652.95
1106 Misc Program Expense	1,437.51
1106a Misc DOG	578.80
1106b Misc Program Expense CAT	578.47
<b>Total 1106 Misc Program Expense</b>	<b>\$ 2,594.78</b>
1107 Other Costs of Services - COS	205.00
<b>Total Animal Care Expenses</b>	<b>\$ 67,549.09</b>
1400 Community outreach	6,237.78
<b>Total Program Expenses</b>	<b>73,786.87</b>
<b>TOTAL PROGRAM</b>	<b>-37,833.21</b>
<b>TNR</b>	
TNR In	23,037.42

May 2021 Fundraiser	820.00
Tavern cat fund	1,200.00
TNR Tues In	3,952.64
<b>TNR IN</b>	<b>\$ 29,010.06</b>
TNR Exp	24,658.12
Tavern Cat expense	289.56
<b>TNR EXP</b>	<b>\$ 24,947.68</b>
<b>TOTAL TNR</b>	<b>4,062.38</b>

## EEVENTS

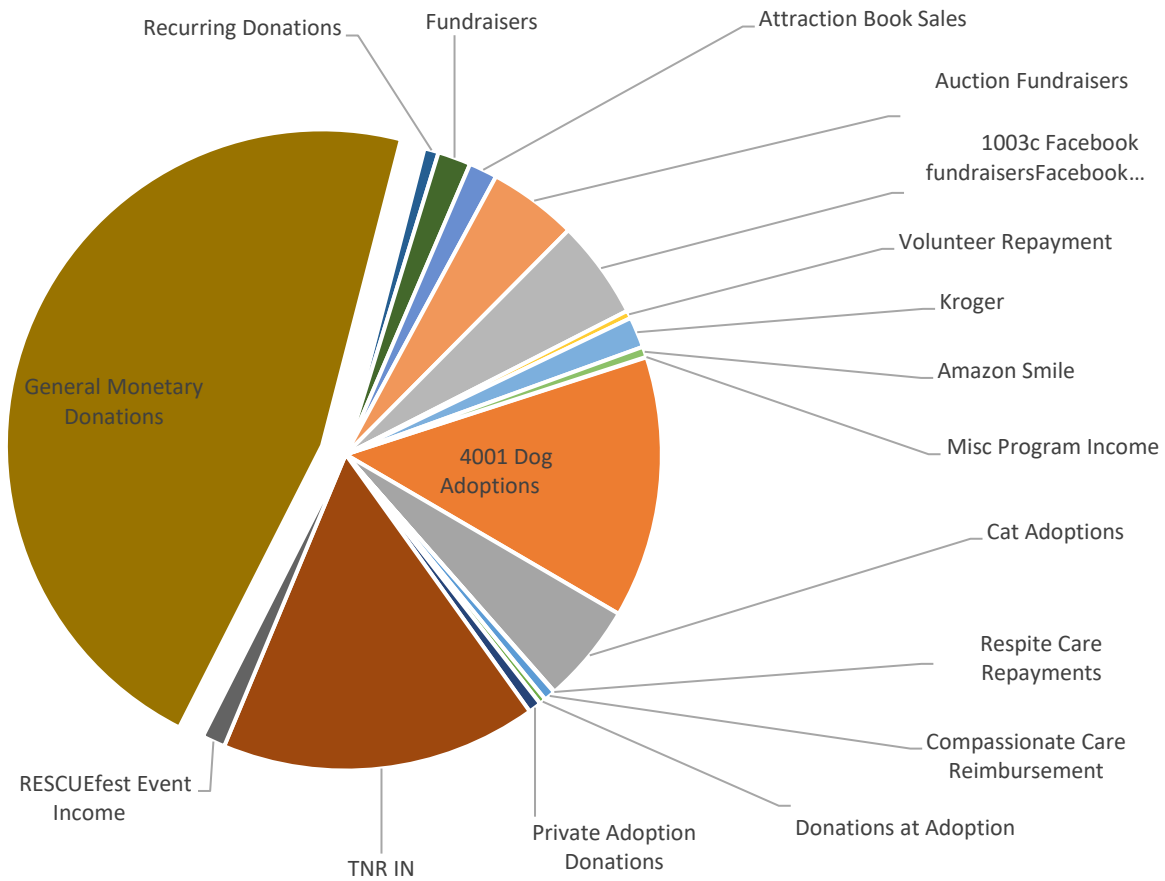
3000 Event Specific Income	0.00
RESCUEfest	973.00
3003a Sponsorship	1,150.00
RESCUEfest Event Income	<b>\$ 2,123.00</b>
<b>EVENT INCOME</b>	<b>\$ 2,123.00</b>
6000 Special Events Expense	-355.00
6001 Ties & Tails	0.00
6001g Refunds	447.75
Total 6001 Ties & Tails	<b>\$ 92.75</b>
6003 RescueFest	0.00
6003a Advertising & Printing	129.92
6003e General Supplies	426.00
Total 6003 RescueFest	<b>\$ 555.92</b>
<b>EVENT EXPENSES</b>	<b>\$ 648.67</b>
<b>TOTAL EVENTS</b>	<b>1,474.33</b>

## GENERAL INCOME AND EXPENSE

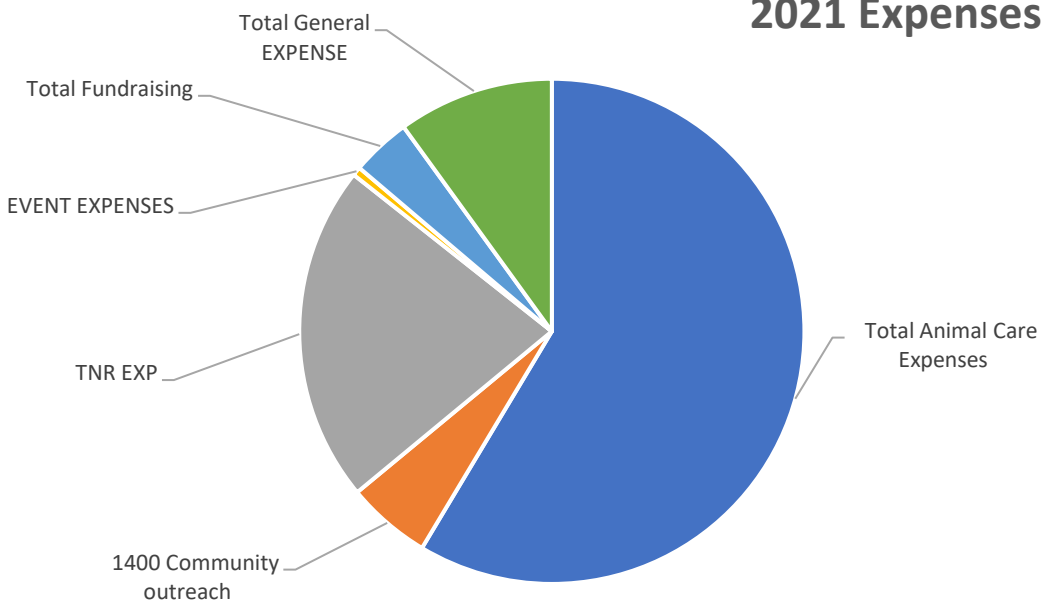
1000 Direct Public Support	0.00
1001 Monetary Donations	83,500.60
1002 Recurring monetary don.	1,316.38
1003 Fundraiser Income	3,032.91
1003a Attractions Books	2,603.00
1003b Current General Funds Auction	8,170.50
1003c Facebook fundraisers	9,055.91
Total 1003 Fundraiser Income	<b>\$ 22,862.32</b>
1005 Repayment	714.95
Total 1000 Direct Public Support	<b>\$ 108,394.25</b>
2000 Indirect public support	0.00
2001 Kroger	2,832.06
2002 Amazon Smile	953.88
Total 2000 Indirect public support	<b>\$ 3,785.94</b>
<b>TOTAL INCOME</b>	<b>112,180.19</b>
<b>Expenditures</b>	
1200 Fundraising Expense	1,179.74
TNR Tuesday	2,180.43
Total 1200 Fundraising Expense	<b>\$ 3,360.17</b>

1300 Fundraisers		1,030.00
<b>Total Fundraising</b>		<b>4,390.17</b>
7000 Business Expenses		0.00
7001 Registration Fees		25.00
7002 Fines, Penalties		25.00
7003 Insurance		2,038.68
<b>Total 7000 Business Expenses</b>	<b>\$</b>	<b>2,088.68</b>
8000 Operating expenses		0.00
8001 Postage & Shipping		169.12
8002 Printing		26.29
8003 General Supplies		324.75
8005 Software		897.63
8007 Professional Fees		610.00
<b>Total 8000 Operating expenses</b>	<b>\$</b>	<b>2,027.79</b>
9000 Misc Operating Expenses		240.63
Bad Debts		260.00
Meals and Entertainment		1,337.41
PayPal Fees		884.00
Postage And Delivery		35.62
Volunteer Oops - To Be Repaid		879.62
<b>Total Expenditures</b>	<b>\$</b>	<b>12,143.92</b>
RECEIPT MIA		395.78
<b>Total General EXPENSE</b>		<b>11,509.70</b>
<b>TOTAL GENERAL CVRR</b>		<b>99,640.49</b>
 <b>NET REVENUE</b>	 <b>\$</b>	 <b>67,343.99</b>

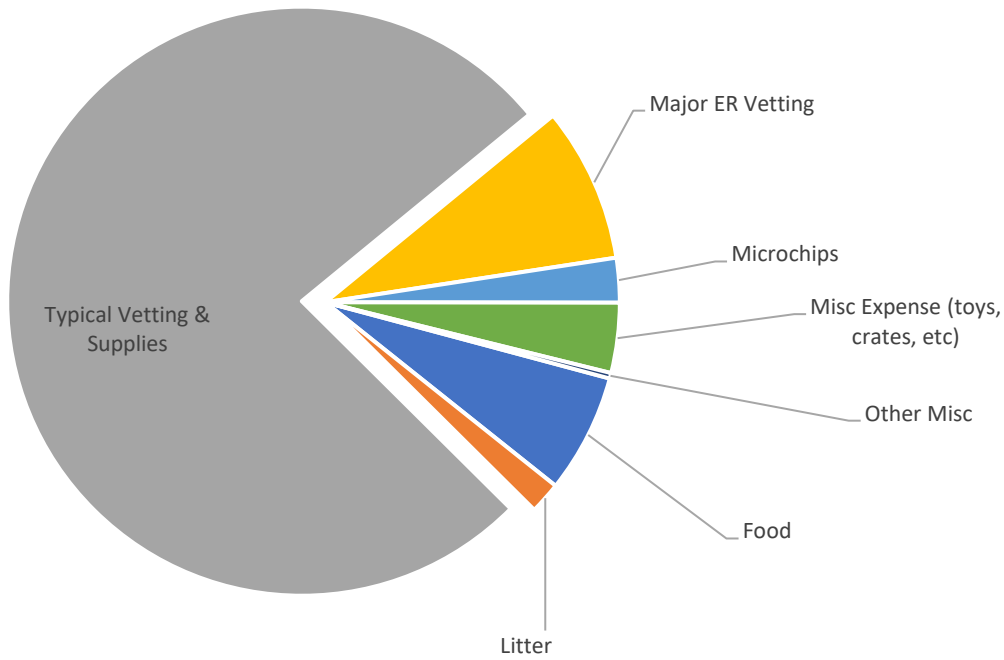
## 2021 Income



## 2021 Expenses



## Animal Care Expenses 2021



## Operating Expenses 2021

